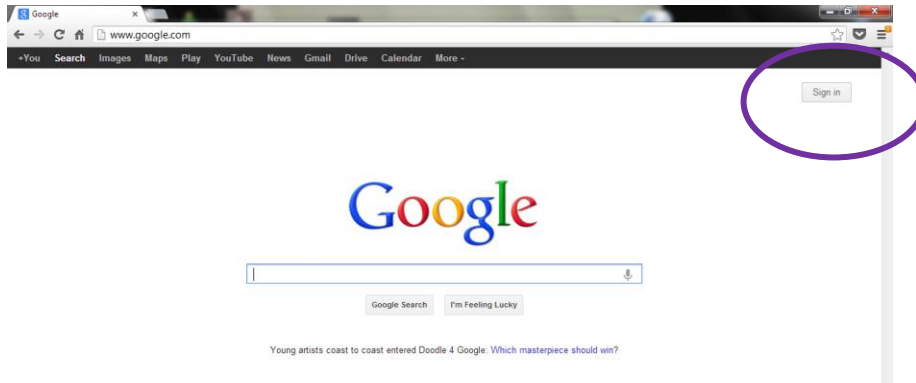



# Creating a Google Account

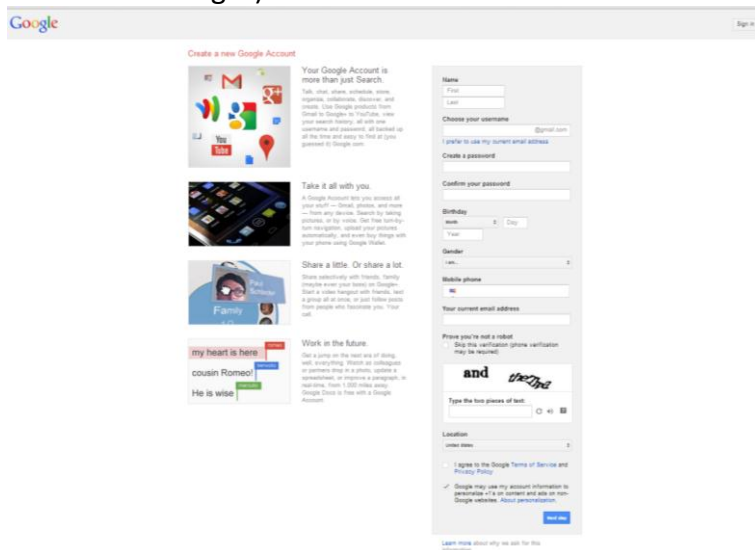
1. Go to [www.google.com](http://www.google.com)
2. Click the Sign In button



3. On the next page, click the red Sign Up button



4. Fill in the information to create a new account. You will need:
  - a. First and Last Name
  - b. A unique username (Google will help you with this)
  - c. A password
  - d. Your birthday
  - e. Your gender
  - f. A phone number that receives texts or an email address to recover your account if needed (you will not receive additional messages)



5. Agree to Google's Terms of Service

6. You can set up a Google Profile at this time or choose Next Step to go ahead in the process

**Your profile**

Now that you have a Google Account, create your Google profile. It's how you represent yourself publicly on the web, and helps friends and family find each other easily. Your profile also lets you publicly "+1" things you love on the web, so you and your friends benefit from each other's impeccable taste – in search results, on sites across the web, even on ads. Your profile is public, and can include as little as your name, or as much as you feel like adding – it's up to you. [About profiles.](#)

**Put a face to your name**

Your profile is public, and can include as little as your name, or as much as you feel like adding. Upload a photo to better express yourself. Want some ideas? Check out this video.

**About Google+**

Google+ is more than just another site to visit. It's a new way to communicate across all of Google. Whether you're using Maps, Gmail, YouTube, Search, or any other Google product, Google+ makes it easy to share the right things with the right people. [About Google+.](#)

**How you'll appear**

Monroe Area

Your public profile will help your friends recognize you.

[ADD PROFILE PHOTO](#) [Next step](#)

7. Your email address is ready to go! Now you can press Get Started and Google will give you a tour of all of the exciting features.

**Welcome Monroe!**

Now you're ready to search, create, and share across lots of Google products. Check out your new account in the upper right (click your photo to edit your profile, access Google+, review account settings, and view or adjust settings for web history). We've also sent you an email to show you how to get even more out of Google.

Your new email address is [samplemahs@gmail.com](mailto:samplemahs@gmail.com).

Thanks for creating an account. Have fun!

[Get started](#)

You can find these controls up here in Google products.

**Now that you have an external Gmail address you can sign up for an Apple ID!**